

Specialist Activities

WEEK FIVE

ART

MAKER SPACE

MUSIC

PE

SAKG & AUSLAN

Click [HERE](#) if you would like to do an SAKG or Auslan activity

Grade 3/4



This week you have the opportunity to have a go at origami, the Japanese art of paper folding.

Our video contains the instructions and demonstrations of a number of different origami models. They range from easy to complex.

[Click here to watch](#)

You can choose from the many ideas we have shown you and try to make one or more of the models yourself.

We'd love for you to share a photo of what you are able to make!

Have a folding fun time!



MAKER SPACE ACTIVITY

Cardboard Challenge

Click on the link to watch the lesson → <https://vimeo.com/410472565/d4c2ad7cec>

YOUR TASK:

1. Save some cardboard from your recycling and create a structure that can hold one of your stuffed toys.
3. If you do not have any sticky tape or glue at home the photo shows you some ways you can attach cardboard without these items.
4. When you are finished write up a reflection of how you made it and what you would do to make it better next time.

Showbie Share

Share your reflection to Showbie so everyone can learn from your experience too.




MUSIC ACTIVITY

the lockdown blues



Click on the link below to watch the lesson
<https://vimeo.com/416207890/06e2e7f696>

To access the document, CLICK on the link below



<https://drive.google.com/open?id=1epMIDqo3ArI7b8r6XgAo5zLEAZXGtSvC>

Or maybe you would like change the words of an existing song?

Stay at Home – To the tune of “Jingle Bells”

Stay at home, by the phone, waiting for a call

Oh what fun it is to cook, or throw around a ball – Hey!

Stay at home, not alone, I’ll play with my toys

Oh what fun it will be soon, I’ll be full of joy

PE ACTIVITY


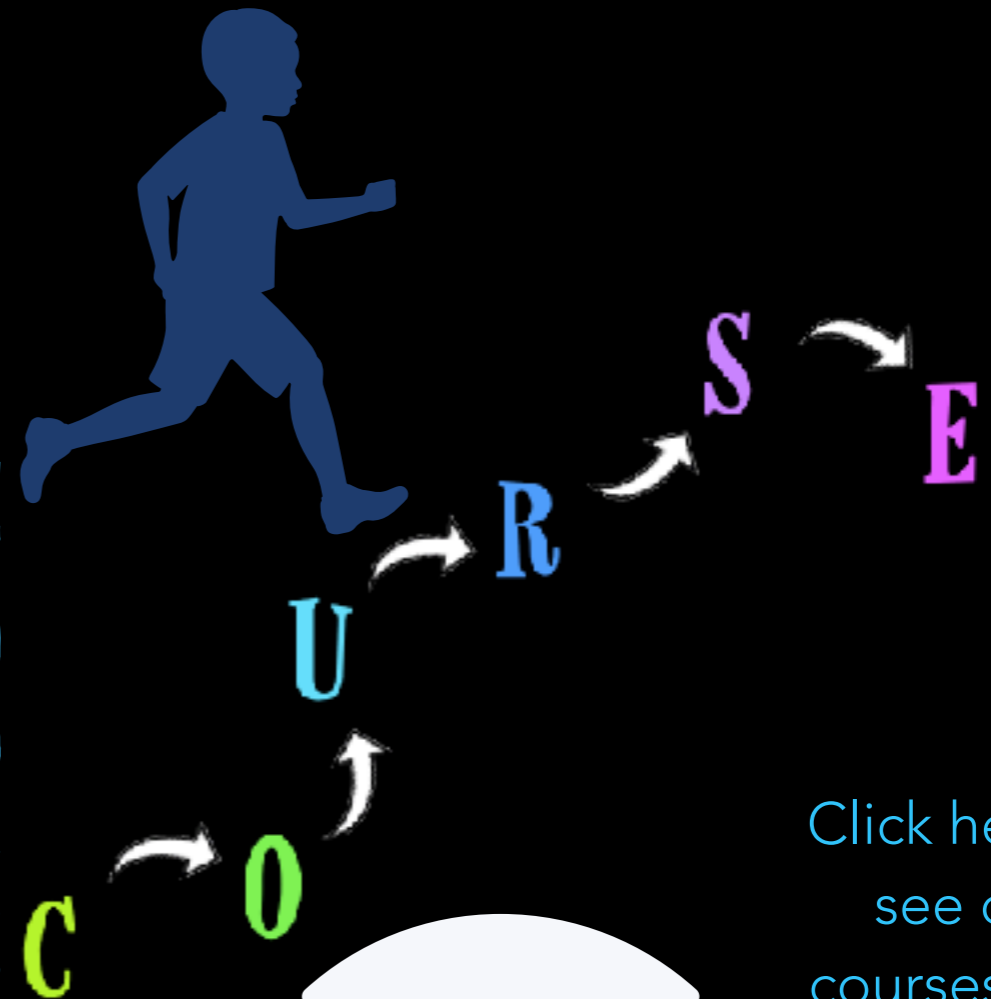
Hi Everyone,

This week we've teamed up to create an exciting PE activity for you!

Your task is to have a go at making an obstacle course and then time yourself going through it. We designed the activity so you could do it inside or outside, using equipment and items you already have around your place. Our video will show you examples and ideas for your own courses.

Have fun!

From Mrs Goodwin, Mrs Philp and Mrs Carroll



OBSTACLE COURSE
VIDEO

Click here to see our courses. You might even see some familiar faces doing the courses!